



# OAM Global Income Portfolio

## Technical Details

- Base currency: GB Pounds
- Benchmark: FTSE 100
- Asset Allocation: Flexible mix of closed-end funds, bonds and cash
- Individual portfolio representing Global Income investment style
- All performance figures include income and are net of fees and expenses

## Investment Objective

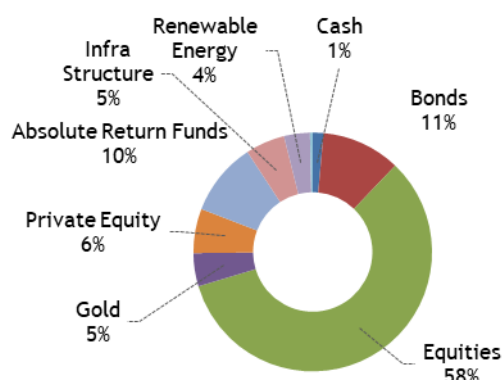
- Conservative growth using medium risk strategy
- Consistent annual returns
- Low volatility

May 2017

Annualised Growth (%)	OAM	FTSE 100
Inception March 2005	7.52	4.58
10 years	6.00	1.28
7 years	8.34	5.44
5 years	11.06	7.16
3 years	9.10	3.19
2017 YTD not annualised	6.08	5.28

Annualised Income Yield	1.73
-------------------------	------

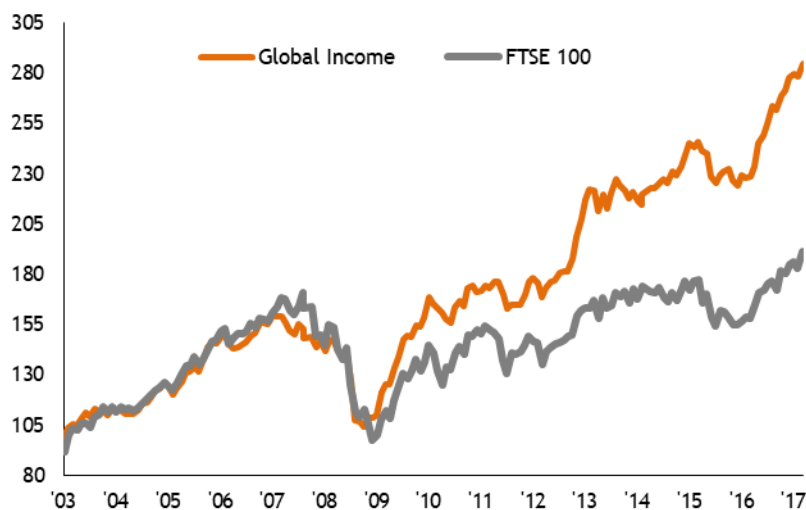
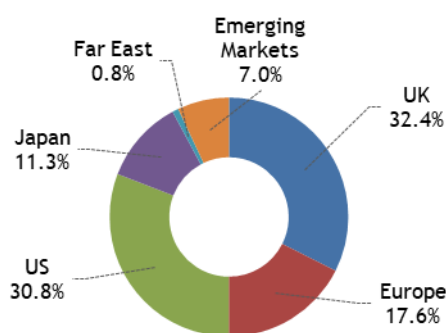
### ASSET ALLOCATION (see through basis)



### Top 5 Holdings

Baillie Gifford Japan Trust Plc	
BH Macro USD	
Ruffer Investment Company Ord	
European Investment Trust	
Rit Capital Partners	
<b>Total number of holdings</b>	20

### GLOBAL ALLOCATION (see through basis)



(As calculated by Overberg June 2017)